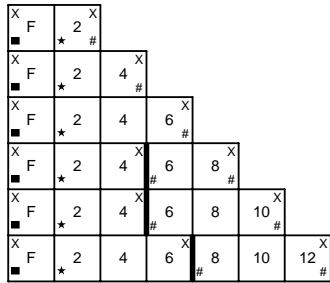


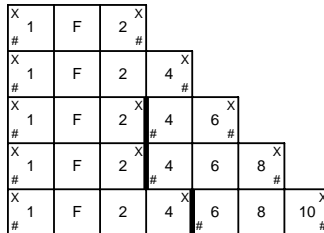
# CASTER/LEG LOCATING INSTRUCTIONS FOR FM35, FM45, AND FMH50 FRYERS

(BOLD LINES INDICATE WHERE FRYERS ARE BATTERED TOGETHER)

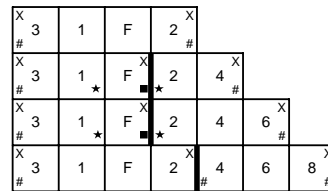
FRYER SYSTEM WITH FILTER IN FIRST POSITION AS READ FROM LEFT TO RIGHT



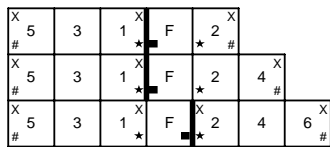
FRYER SYSTEM WITH FILTER IN SECOND POSITION AS READ FROM LEFT TO RIGHT



FRYER SYSTEM WITH FILTER IN THIRD POSITION AS READ FROM LEFT TO RIGHT



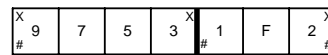
FRYER SYSTEM WITH FILTER IN FOURTH POSITION AS READ FROM LEFT TO RIGHT



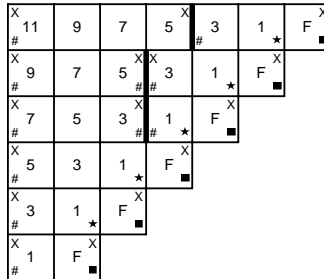
FRYER SYSTEM WITH FILTER IN FIFTH POSITION AS READ FROM LEFT TO RIGHT



FRYER SYSTEM WITH FILTER IN SIXTH POSITION AS READ FROM LEFT TO RIGHT



FRYER SYSTEM WITH FILTER IN RIGHTMOST POSITION

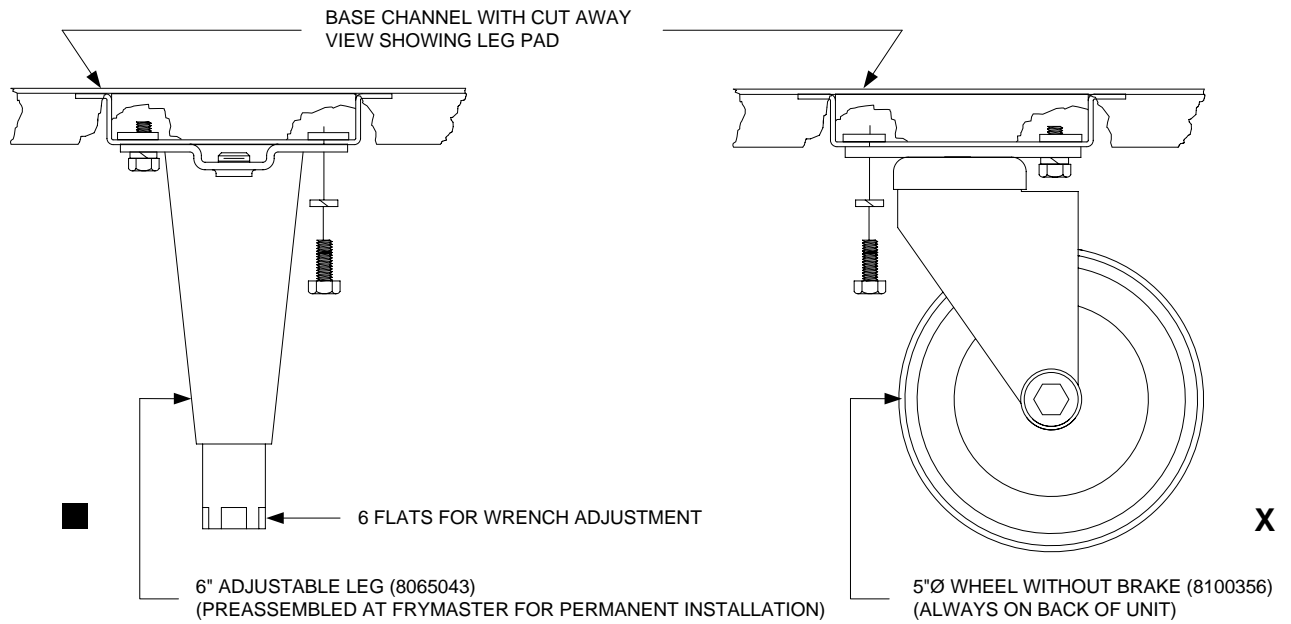


LOCATION NOTES (SEE ILLUSTRATIONS ON REVERSE):

- X = P/N 8100356 = 6.00" CASTER WITH 5.00" DIAMETER WHEEL WITHOUT BRAKE (USED ONLY ON REAR CASTER MOUNTS)
- # = P/N 8100357 = 6.00" CASTER WITH 5.00" DIAMETER WHEEL WITH BRAKE (USED ONLY ON FRONT CASTER MOUNTS)
- ★ = P/N 8100651 = 6.00" CASTER WITH 3.00" DIAMETER WHEEL WITH BRAKE (USED ONLY ON FRONT CASTER MOUNTS)
- = P/N 8100007 = LEG ASSEMBLY
- F = FILTER POSITION

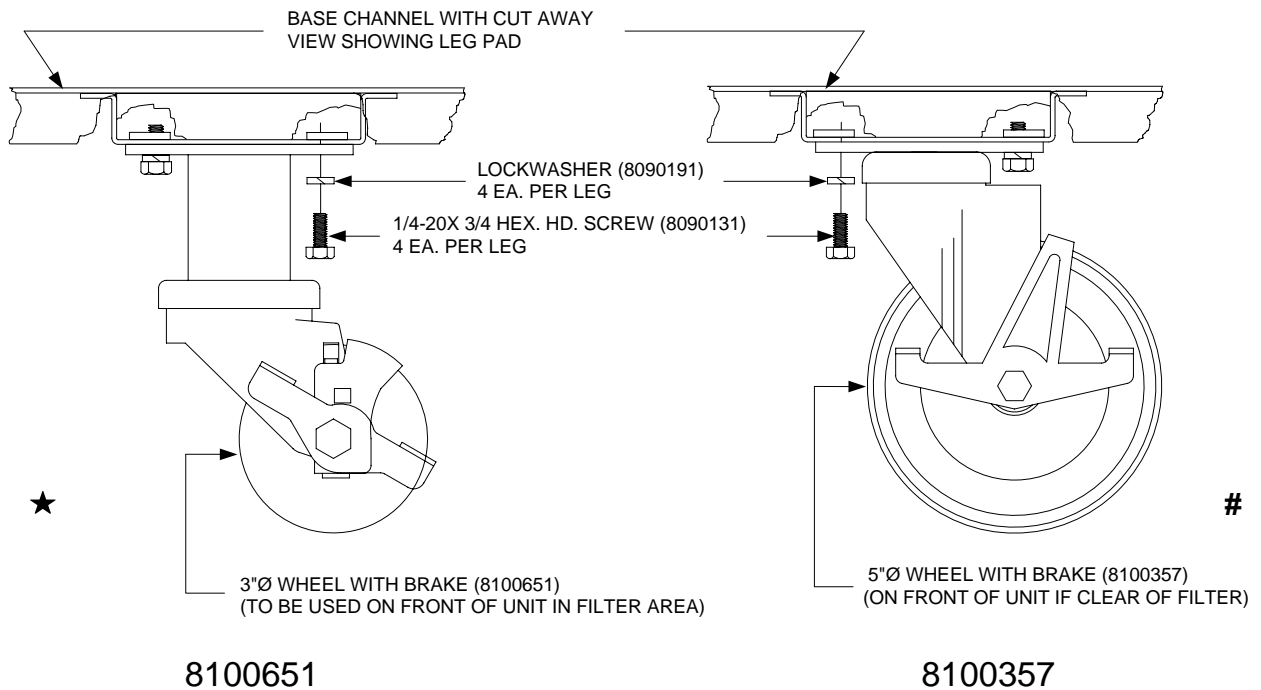
FOR LEGS ONLY OR LEG/CASTER COMBINATIONS, USE 8103168 (1 EA.) OR 8103169 (4 EA.) IN POSITIONS INDICATED FOR CASTERS (X, #, OR ★).

**CAUTION!** CASTER OPTIONS REQUIRE INSTALLATION OF CASTER WITH BRAKE ON FRONT OF UNIT. LEG/CASTER COMBINATIONS REQUIRE INSTALLATION OF LEGS ON FRONT OF UNIT WITH CASTERS ON REAR.



8103168 (1 EA.) OR 8103169 (4 EA.)

8100356



8100651

8100357

**INSTALLATION NOTES:**

**TORQUE EACH SCREW TO 50 INCH LBS. MINIMUM.**

**SEE DIAGRAMS ABOVE FOR PROPER LOCATION OF LOCKWASHER.**